

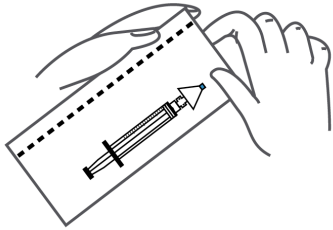
# CURAPLEX® DART

## Quick Reference Guide

04.21

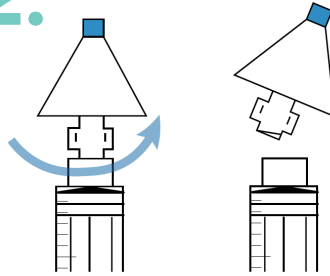


1.



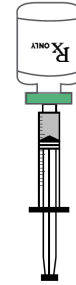
Remove the DART from the packaging.

2.



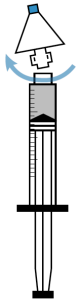
Remove the Nasal atomizer by twisting it counter clockwise.

3.



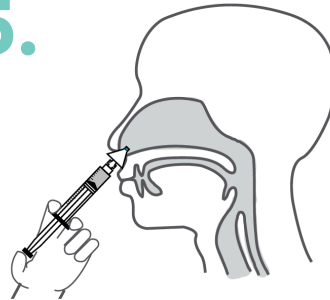
Add the desired medication to the syringe.

4.



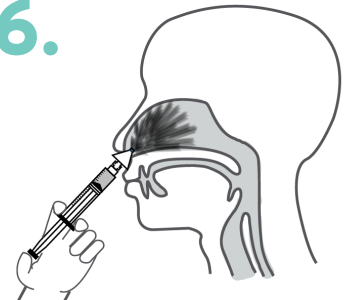
Reattach the Nasal device to the syringe (turn clockwise.)

5.



Place the tip of the device into the patient's nostril. The device should be pointing slightly up and laterally (towards the tip of the patient's ear on the same side of the head).

6.



Compress the syringe plunger briskly until half the dose enters one nostril, repeat on the opposite side to administer the remaining medication.

7.

Titrate to clinical effect in 5-15 minutes with another appropriate dose of medication if indicated.

### ADDITIONAL TIPS:

Compress the Syringe with a brisk pressure to maximize the atomization. Utilize both nostrils to increase the treated surface area.

### CONTRAINDICATIONS

Mucous, blood, and vasoconstrictors reduce absorption of medication.



800.558.6270

BUYEMP.COM



Emergency  
Medical Products