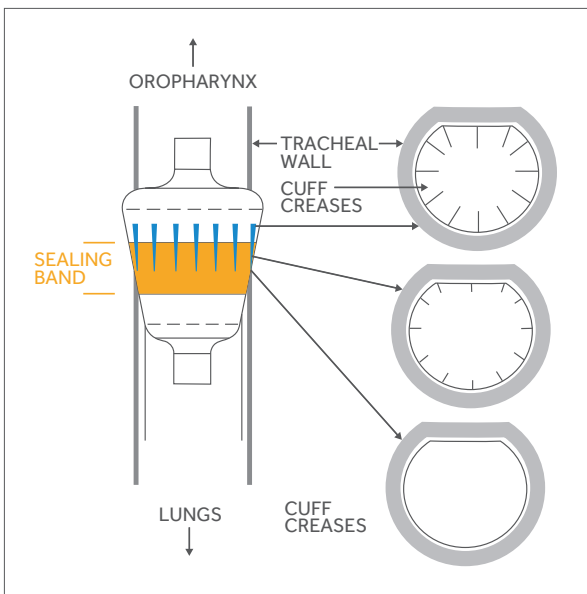
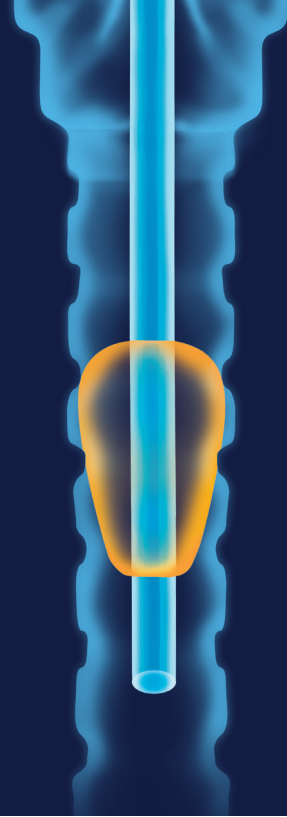



CONFIDENCE FOR YOU. BENEFITS FOR PATIENTS.

Shiley™ Evac Endotracheal Tube with TaperGuard™ Cuff



The Shiley™ evac endotracheal tube incorporates the TaperGuard™ cuff, which reduces the risk of microaspiration¹ and ventilator associated pneumonia (VAP) by combining the TaperGuard™ cuff technology and the integrated subglottic secretion drainage port.²

The TaperGuard™ cuff significantly improves tracheal seal

Compared to the Shiley™ endotracheal tube with Hi-Lo™ barrel-shaped cuff.¹

The tapered shape reduces microaspiration by an average of 90%¹

Compared to the Shiley™ endotracheal tube with Hi-Lo™ barrel-shaped cuff.¹ This may reduce the risk of pulmonary complications associated with microaspiration.¹

Getting the pressure right


Taper-shaped cuffs can both enhance fit and reduce pressure impact on the trachea.^{3,4}



Shiley™ Evac with
TaperGuard™ Cuff



Shiley™ Tracheal Tube
with Hi-Lo™ Cuff



UNIQUE DESIGN. UNIVERSAL SEAL.

The Shiley™ evac tube with TaperGuard™ cuff contains the latest generation of Shiley™ technology, which has been shown — when used in conjunction with a VAP bundle — to significantly reduce the incidence of VAP.

The Shiley™ evac endotracheal tube with TaperGuard™ cuff

I.D. (MM)	O.D. (MM)	PRODUCT CODES	WITH OPTIONAL STYLET
6.0	9.0	18860	18860S
6.5	9.8	18865	18865S
7.0	10.4	18870	18870S
7.5	11.2	18875	18875S
8.0	11.8	18880	18880S
8.5	12.6	18885	18885S
9.0	13.1	18890	18890S

1. Based upon internal test report #100033000, TaperGuard™ Seal Performance Summary Report, Feb 2009.
2. Pérez Granda MJ, Barrio JM, Hortal J, Muñoz P, Rincón C, Bouza E. Routine aspiration of subglottic secretions after major heart surgery: impact on the incidence of ventilator-associated pneumonia. *J Hosp Infect.* 2013;85(4):312-315.
3. Li Bassi G, Ranzani OT, Marti JD, et al. An in vitro study to assess determinant features associated with fluid sealing in the design of endotracheal tube cuffs and exerted tracheal pressures. *Crit Care Med.* 2013;41:518-526.
4. Lichtenhal PR, Wood L, Wong A, Borg U. Pressure applied to tracheal wall by barrel and taper shaped cuffs. Paper presented at: Anesthesiology 2011 American Society of Anesthesiologists Annual Meeting; October 15-19, 2011; Chicago, IL. <http://www.asaabstracts.com/strands/asaabstracts/abstract.htm?sessionid=53EABF8A93F80BAFCB5D4879AF65C145?year=2011&index=8&absnum=5240>

© 2009, 2011, 2017 Medtronic. All rights reserved. Medtronic, Medtronic logo and Further, Together are trademarks of Medtronic. All other brands are trademarks of a Medtronic company. 10/2017-11-AW-0249(1)-[WF#1944252]